

BRANCH OFFICE

BAHADURGARH

21/484, Delhi Rohtak Road
Opp. Metro Pilar No.906
Near Civil Hospital. (H.R.)
M: +9-9911504117, 9899634400

DEHRADUN

HCL Compound, Niranjapur, Near
Saharnpur Road, Dehradun (U.K.)
Phone : 0135-2727958

GHAZIABAD

B-16, Site 3, Industrial Area,
Meerut Road, Ghaziabad-201001
Phone : 0120-6495854/55

GUWAHATI

H. No. 65, KC Road Chatribari,
Opp. Sipani Guest House,
Guwahati - 781008
M.: +91 9435707862

INDORE

122,shastri Market (M.P.)
M.: +91-9826032373
+91-9630009129

REPRESENTATIVES IN :

Agra - Ahmedabad - Bhopal - Chandigarh - Faridabad - Goa - Himachal - Nagpur - Raipur - Siliguri

PLAZA WIRES PVT. LTD.

Head Office : A-74, Okhla Industrial Area, Phase-II,
New Delhi-110020 (INDIA)
Ph.: 011-66369666 (30 Lines), Fax : 011-66369608,
feedback@plazacables.com, www.plazacables.com

Customer Care No.
1800 3000 5331

For Any
Business Inquiries
011-66369666



Follow us on:

JAIPUR

440, Ganpati Plaza, M.I. Road,
Jaipur, 203001 (Rajasthan)
Phone : 0141-4043306

KOLKATA

M.A. Business Center, 7/1,
Lords Sinha Road; 4th Floor,
Room No.: 407, Kolkata-700 071.
Ph.: 033-40061464

KERALA

No-33/2081A & A1, JJ Building,
Near Dig Lane, Elammakara,
P.O. Kochi ,M.: 9747555449

LUCKNOW

F-115, Indralok Colony
(Opposite Vijay Nagar Police Chauki)
Krishnanagar, Lucknow-226023 (U.P.)
Mobile : +91-9044046588

MUMBAI

173-175, Princess Street, V.K. Building,
1st Floor, Mumbai - 400002 Phone :
022-40047083, Telefax : 91-22-22077970
E-mail: mumbai@plazacables.com

ODISHA

Acharaya Lane, Madhu Patana,
Near Cinema Cuttack - 753010
Mobile : +91-9337971817

PUNJAB

234, Behind Mayur Restaurant, Pabhat
Village, Zirakpur, Distt. Patiala
M. : +91-9872490606, Ph.: 0172-4635216

PATNA

Jagtarini Apartment, Jamal Road, Patna,
Bihar - M.: +91-9934681806

PLAZA® Fan

VISHVAS KI EK NAYI HAWAA



FAN
CATALOGUE

IMPOTANT NOTE (FOR ALL PRODUCT FEATURES & SPECS) - DUE TO CONTINUED PRODUCTS IMPROVEMENT FEATURES & SPECS MAY BE DIFFER.



ELEGANT 'A

- FEATURES**
- ⊗ ATTRACTIVE, GEN NEXT DESIGN.
 - ⊗ STRONG 14 POLE MOTOR FOR SILENT, CONSISTENT OPERATION.
 - ⊗ INNOVATIVE STYLING WITH STREAMLINED LOOKS.
 - ⊗ EXTRA WIDE ALUMINIUM BLADES FOR TREMENDOUS AIR THRUST.
 - ⊗ PRECISELY BALANCED AERODYNAMICALLY DESIGNED BLADES.
 - ⊗ ALUMINIUM PRESSURE DIE CAST MOTOR & BLADES .
 - ⊗ OPTIMUM PERFORMANCE EVEN AT LOW VOLTAGE.

TECHNICAL SPECIFICATION

SWEEP (MM)	POWER INPUT (WATTS)	SPEED (RPM)	AIR DELIVERY (CMM)
1200	72	350	240



JET-KOOL PLUS

- FEATURES**
- ⊗ EXOTIC BLADE TRIMS AND BODY RING.
 - ⊗ HIGH SPEED MOTOR FOR TREMENDOUS AIR THRUST.
 - ⊗ COPPER WOUND MOTOR FOR LONG LASTING PERFORMANCE.
 - ⊗ POWDER COATED SCRATCH RESISTANT BODY & BLADES.
 - ⊗ PRECISELY BALANCED AERODYNAMICALLY DESIGNED WIDER BLADES.
 - ⊗ ALUMINIUM PRESSURE DIE CAST MOTOR & BLADES.
 - ⊗ OPTIMUM PERFORMANCE EVEN AT LOW VOLTAGE.

TECHNICAL SPECIFICATION

SWEEP (MM)	POWER INPUT (WATTS)	SPEED (RPM)	AIR DELIVERY (CMM)
1200	72	360	230



BEAUTIFIC 'A

- FEATURES**
- ⊗ ATTRACTIVE, GEN NEXT DESIGN.
 - ⊗ STRONG 14 POLE MOTOR FOR SILENT, CONSISTENT OPERATION.
 - ⊗ INNOVATIVE STYLING WITH STREAMLINED LOOKS.
 - ⊗ EXTRA WIDE ALUMINIUM BLADES FOR TREMENDOUS AIR THRUST.
 - ⊗ PRECISELY BALANCED AERODYNAMICALLY DESIGNED BLADES.
 - ⊗ ALUMINIUM PRESSURE DIE CAST MOTOR & BLADES .
 - ⊗ OPTIMUM PERFORMANCE EVEN AT LOW VOLTAGE.

TECHNICAL SPECIFICATION

SWEEP (MM)	POWER INPUT (WATTS)	SPEED (RPM)	AIR DELIVERY (CMM)
1200	72	350	230




JET-KOOL

- FEATURES**
- ⊗ HIGH SPEED MOTOR FOR TREMENDOUS AIR THRUST.
 - ⊗ COPPER WOUND MOTOR FOR LONG LASTING PERFORMANCE.
 - ⊗ POWDER COATED SCRATCH RESISTANT BODY & BLADES.
 - ⊗ PRECISELY BALANCED AERODYNAMICALLY DESIGNED BLADES.
 - ⊗ ALUMINIUM PRESSURE DIE CAST MOTOR & BLADES.
 - ⊗ OPTIMUM PERFORMANCE EVEN AT LOW VOLTAGE.

TECHNICAL SPECIFICATION

SWEEP (MM)	POWER INPUT (WATTS)	SPEED (RPM)	AIR DELIVERY (CMM)
600	60	850	105
900	68	440	150
1200	70	400	220
1400	76	300	240

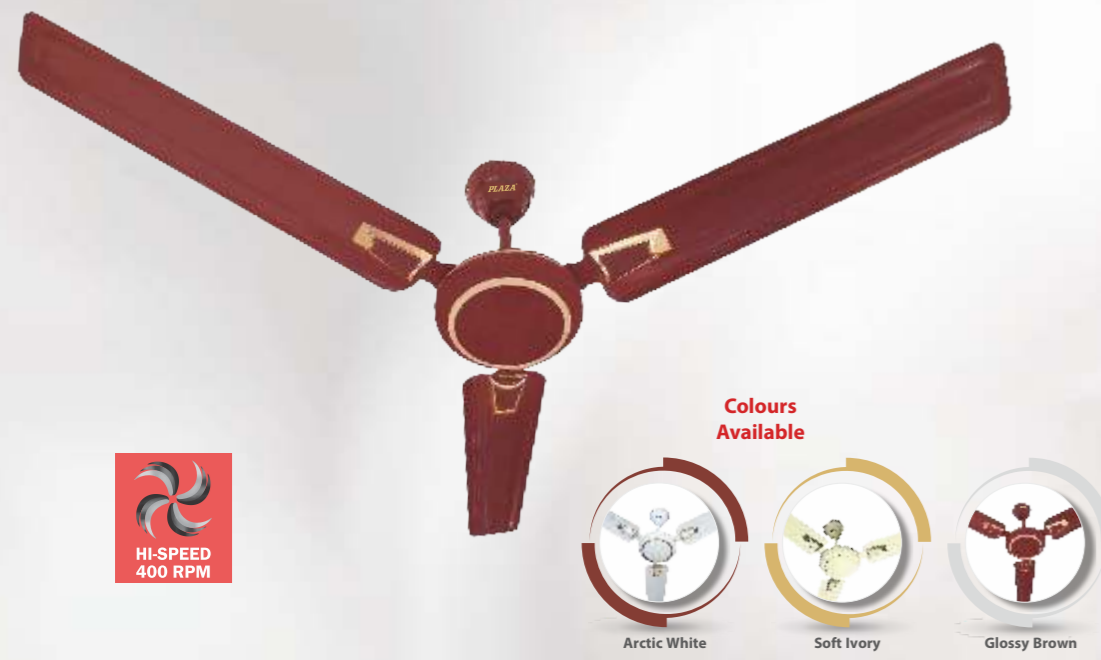


BLIZZ KOOL PLUS

- FEATURES**
- ⊗ EXOTIC BLADE TRIMS AND BODY RING.
 - ⊗ HIGH SPEED MOTOR FOR TREMENDOUS AIR THRUST.
 - ⊗ COPPER WOUND MOTOR FOR EFFICIENT CONSISTENT PERFORMANCE.
 - ⊗ POWDER COATED SCRATCH RESISTANT BODY & BLADES.
 - ⊗ PRECISELY BALANCED AERODYNAMICALLY DESIGNED BLADES.
 - ⊗ OPTIMUM PERFORMANCE EVEN AT LOW VOLTAGE.

TECHNICAL SPECIFICATION

SWEEP (MM)	POWER INPUT (WATTS)	SPEED (RPM)	AIR DELIVERY (CMM)
1200	70	400	225



ELUGA-DECO

- FEATURES**
- ⊗ EXOTIC BLADE TRIMS AND BODY RING.
 - ⊗ HIGH SPEED MOTOR FOR TREMENDOUS AIR THRUST.
 - ⊗ COPPER WOUND MOTOR FOR LONG LASTING PERFORMANCE.
 - ⊗ POWDER COATED SCRATCH RESISTANT BODY & BLADES.
 - ⊗ PRECISELY BALANCED AERODYNAMICALLY DESIGNED WIDER BLADES.
 - ⊗ ALUMINIUM PRESSURE DIE CAST MOTOR & BLADES.
 - ⊗ OPTIMUM PERFORMANCE EVEN AT LOW VOLTAGE.

TECHNICAL SPECIFICATION

SWEEP (MM)	POWER INPUT (WATTS)	SPEED (RPM)	AIR DELIVERY (CMM)
1200	70	360	230



BLIZZ KOOL

- FEATURES**
- ⊗ HIGH SPEED MOTOR FOR TREMENDOUS AIR THRUST.
 - ⊗ COPPER WOUND MOTOR FOR EFFICIENT CONSISTENT PERFORMANCE.
 - ⊗ POWDER COATED SCRATCH RESISTANT BODY & BLADES.
 - ⊗ PRECISELY BALANCED AERODYNAMICALLY DESIGNED BLADES.
 - ⊗ OPTIMUM PERFORMANCE EVEN AT LOW VOLTAGE.

TECHNICAL SPECIFICATION

SWEEP (MM)	POWER INPUT (WATTS)	SPEED (RPM)	AIR DELIVERY (CMM)
1200	70	400	225



RUNNER

- FEATURES**
- ⊗ HIGH SPEED MOTOR FOR TREMENDOUS AIR THRUST.
 - ⊗ COPPER WOUND MOTOR FOR EFFICIENT CONSISTENT PERFORMANCE.
 - ⊗ POWDER COATED SCRATCH RESISTANT BODY & BLADES.
 - ⊗ PRECISELY BALANCED AERODYNAMICALLY DESIGNED BLADES.
 - ⊗ OPTIMUM PERFORMANCE EVEN AT LOW VOLTAGE.

TECHNICAL SPECIFICATION

SWEEP (MM)	POWER INPUT (WATTS)	SPEED (RPM)	AIR DELIVERY (CMM)
1200	68	400	225





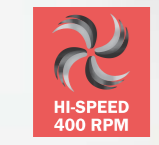

HYPO KOOL

- FEATURES**
- ⊗ HIGH SPEED MOTOR FOR TREMENDOUS AIR THRUST.
 - ⊗ COPPER WOUND MOTOR FOR EFFICIENT CONSISTENT PERFORMANCE.
 - ⊗ POWDER COATED SCRATCH RESISTANT BODY & BLADES.
 - ⊗ PRECISELY BALANCED AERODYNAMICALLY DESIGNED BLADES.
 - ⊗ OPTIMUM PERFORMANCE EVEN AT LOW VOLTAGE.

TECHNICAL SPECIFICATION

SWEEP (MM)	POWER INPUT (WATTS)	SPEED (RPM)	AIR DELIVERY (CMM)
1200	68	400	220

Colours Available



E-SAVER 30

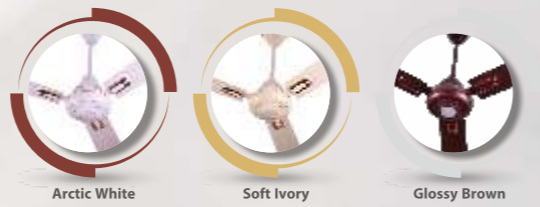
- FEATURES**
- ⊗ ELEGANT STREAMLINED LOOKS.
 - ⊗ COPPER WOUND MOTOR FOR EFFICIENT CONSISTENT PERFORMANCE.
 - ⊗ ENERGY SAVING FAN.
 - ⊗ SUPER MONEY SAVER.
 - ⊗ OPTIMUM PERFORMANCE EVEN AT LOW VOLTAGE.

TECHNICAL SPECIFICATION

SWEEP (MM)	POWER INPUT (WATTS)	SPEED (RPM)	AIR DELIVERY (CMM)
1200	30	380	220



Colours Available



Energy Saver / Star Rated Fan Ceiling Fan

BEAUTIFIC'A 50

- FEATURES**
- ⊗ ELEGANT STREAMLINED LOOKS.
 - ⊗ COPPER WOUND MOTOR FOR EFFICIENT CONSISTENT PERFORMANCE.
 - ⊗ ENERGY SAVING FAN.
 - ⊗ SUPER MONEY SAVER.
 - ⊗ OPTIMUM PERFORMANCE EVEN AT LOW VOLTAGE.



TECHNICAL SPECIFICATION

SWEEP (MM)	POWER INPUT (WATTS)	SPEED (RPM)	AIR DELIVERY (CMM)
1200	50	360	215

PARAMETERS	BEAUTIFIC'A-50	ORDINARY FANS
RATED POWER	50 WATTS	75 WATTS
POWER CONSUMPTION @ 16 HRS/DAY	800 WATTS	1200 WATTS
TOTAL UNITS OF ELECTRICITY /MONTH	24 UNITS	36 UNITS
COST OF ELECTRICITY / MONTH @ 6/- UNIT	₹140/-	₹216/-

E-SAVER 50

- FEATURES**
- ⊗ ELEGANT STREAMLINED LOOKS.
 - ⊗ COPPER WOUND MOTOR FOR EFFICIENT CONSISTENT PERFORMANCE.
 - ⊗ ENERGY SAVING FAN.
 - ⊗ SUPER MONEY SAVER.
 - ⊗ OPTIMUM PERFORMANCE EVEN AT LOW VOLTAGE.

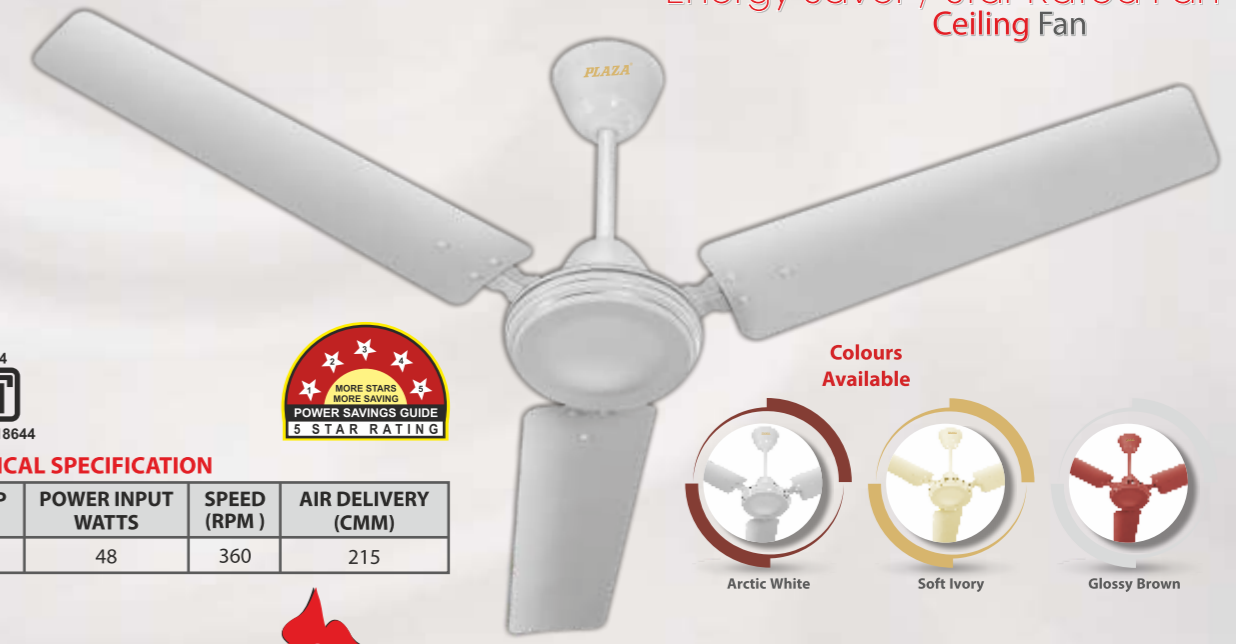
PARAMETERS

PARAMETERS	E SAVER-50	ORDINARY FANS
RATED POWER	50 WATTS	75 WATTS
POWER CONSUMPTION @ 16 HRS/DAY	800 WATTS	1200 WATTS
TOTAL UNITS OF ELECTRICITY /MONTH	24 UNITS	36 UNITS
COST OF ELECTRICITY / MONTH @ 6/- UNIT	₹140/-	₹216/-



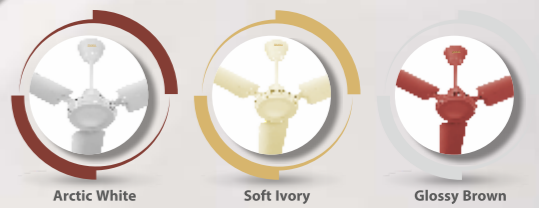
TECHNICAL SPECIFICATION

SWEEP (MM)	POWER INPUT WATTS	SPEED (RPM)	AIR DELIVERY (CMM)
1200	48	360	215



Energy Saver / Star Rated Fan Ceiling Fan

Colours Available





COLOURS AVAILABLE



White



Blue Blade



Piano Switch for Speed Control

NEO TABLE FAN

FEATURES

- ⊗ ELEGANT STREAMLINED LOOKS.
- ⊗ COPPER WOUND MOTOR FOR HIGH AIR DELIVERY
- ⊗ POWERFUL MOTOR DESIGNED FOR INDIAN WEATHER CONDITIONS.
- ⊗ UNIQUE PIVOT ARRANGEMENT FOR UNIFORM OSCILLATION AND TILTING
- ⊗ HIGH GLOSS BODY FOR BETTER LOOK.

TECHNICAL SPECIFICATION

SWEEP (MM)	POWER INPUT (WATTS)	SPEED (RPM)	AIR DELIVERY (CMM)
400 HS	120	2200	90
400	60	1360	70

NEO PEDESTAL FAN

FEATURES

- ⊗ ELEGANT STREAMLINED LOOKS.
- ⊗ COPPER WOUND MOTOR FOR HIGH AIR DELIVERY
- ⊗ POWERFUL MOTOR DESIGNED FOR INDIAN WEATHER CONDITIONS.
- ⊗ UNIQUE PIVOT ARRANGEMENT FOR UNIFORM OSCILLATION AND TILTING
- ⊗ HIGH GLOSS BODY FOR BETTER LOOK.
- ⊗ WIDE BASE FOR BALANCE CONTROL OF FAN.

TECHNICAL SPECIFICATION

SWEEP (MM)	POWER INPUT (WATTS)	SPEED (RPM)	AIR DELIVERY (CMM)
400 HS	120	2200	90
400	60	1360	70

COLOURS AVAILABLE



White



Easy For Height Adjustment



Blue Blade



Piano Switch for Speed Control



NEO WALL FAN

FEATURES

- ⊗ ELEGANT STREAMLINED LOOKS.
- ⊗ COPPER WOUND MOTOR FOR HIGH AIR DELIVERY
- ⊗ POWERFUL MOTOR DESIGNED FOR INDIAN WEATHER CONDITIONS.
- ⊗ UNIQUE PIVOT ARRANGEMENT FOR UNIFORM OSCILLATION AND TILTING
- ⊗ HIGH GLOSS BODY FOR BETTER LOOK.

TECHNICAL SPECIFICATION

SWEEP (MM)	POWER INPUT (WATTS)	SPEED (RPM)	AIR DELIVERY (CMM)
400 HS	120	2200	90
400	60	1360	70
300 HS	85	2100	75

COLOURS AVAILABLE




White




Blue Blade



Switch & Cotton for Speed Control



400 MM



300 MM

PAWANDOOT

FEATURES

- ⊗ HEAVY DUTY CAPACITOR START INDUCTION MOTOR FOR BETTER ENERGY EFFICIENCY .
- ⊗ AERODYNAMICALLY DESIGNED AND WELL BALANCED 3 LEAF BLADES FOR BETTER AIR THRUST OVER LARGE DISTANCE AND SILENT CONSISTENT OPERATION.
- ⊗ HEAVY AND LARGE BOTTOM BASE ENABLING STABILITY AND VIBRATION FREE OPERATION.
- ⊗ TELESCOPIC HEIGHT ADJUSTMENT.
- ⊗ 3 SPEED ROTARY SWITCH CONTROL.
- ⊗ POWDER COATED, CORROSION RESISTANT FINISH, ENSURING DURABILITY AND LONG LIFE.
- ⊗ FINGER PROOF GUARD RING ENSURING SAFETY, WITH MATCHING GROUND RING FOR AESTHETIC LOOKS.

TECHNICAL SPECIFICATION

SWEEP (MM)	POWER INPUT (WATTS)	SPEED (RPM)	AIR DELIVERY (CMM)
500	130	1400	115

COLOURS AVAILABLE



Black & Grey



Ventilation Fans

OXY-VENT

FEATURES

- ⊗ HIGH SPEED MOTOR FOR HIGHER AIR VELOCITY.
- ⊗ SILENT, CONSISTENT OPERATION.
- ⊗ AUTOMATICALLY OPENING SHUTTER TO KEEP DUST WATER & LIGHT OUT, WHEN NOT IN USE.
- ⊗ STRONG MOTOR DESIGNED TO RESIST BURNOUTS EVEN IN THE MOST HUMID CONDITIONS.
- ⊗ IDEAL FOR KITCHENS/BATHROOMS.

TECHNICAL SPECIFICATION

SWEEP (MM)	POWER INPUT (WATTS)	SPEED (RPM)	AIR DELIVERY (CMH)
150	28	2250	400
200	30	1350	490
250	40	1330	725



COLOURS AVAILABLE



White



Ivory

Fresh Air Fans

AXIAL FAN

- FEATURES**
- POWERFUL MOTOR DELIVERING AIR AT 1350 RPM.
 - SILENT CONSISTENT OPERATION.
 - AERODYNAMICALLY DESIGNED AND WELL BALANCED 4 LEAF BLADES.
 - STRONG MOTOR DESIGNED TO RESIST BURNOUTS EVEN IN THE MOST HUMID CONDITIONS.
 - IDEAL FOR KITCHENS/BATHROOMS.
 - DOUBLE BALL BEARING FOR LONG LIFE.
 - FINGER PROOF GUARD RING.



Colours Available
White Ivory

TECHNICAL SPECIFICATION

SWEEP (MM)	POWER INPUT (WATTS)	SPEED (RPM)	AIR DELIVERY (CMH)
4" (100mm)	12	2400	140
6" (150mm)	20	1800	280

AIRVENT Exhaust Fans

- FEATURES**
- POWERFUL MOTOR DELIVERING AIR AT 1350 RPM.
 - SILENT CONSISTENT OPERATION.
 - AERODYNAMICALLY DESIGNED AND WELL BALANCED 3 LEAF BLADES.
 - STRONG MOTOR DESIGNED TO RESIST BURNOUTS EVEN IN THE MOST HUMID CONDITIONS.
 - IDEAL FOR KITCHENS/BATHROOMS.
 - FINGER PROOF GUARD RING.



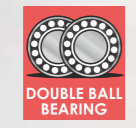
COLOURS AVAILABLE
Black Gray

TECHNICAL SPECIFICATION

SWEEP (MM)	POWER INPUT (WATTS)	SPEED (RPM)	AIR DELIVERY (CMH)
230	36	1350	600
300	45	1350	1350

AIRVENT-X Exhaust Fans

- FEATURES**
- POWERFUL MOTOR DELIVERING AIR AT 1350 RPM.
 - SILENT CONSISTENT OPERATION.
 - AERODYNAMICALLY DESIGNED AND WELL BALANCED 4 LEAF BLADES.
 - STRONG MOTOR DESIGNED TO RESIST BURNOUTS EVEN IN THE MOST HUMID CONDITIONS.
 - IDEAL FOR KITCHENS/BATHROOMS.
 - DOUBLE BALL BEARING FOR LONG LIFE.
 - FINGER PROOF GUARD RING.



COLOURS AVAILABLE
Black Gray

TECHNICAL SPECIFICATION

SWEEP (MM)	POWER INPUT (WATTS)	SPEED (RPM)	AIR DELIVERY (CMH)
230	55	1350	900
300	70	1350	1750

AIRVENT-HDX Exhaust Fans

- FEATURES**
- POWERFUL MOTOR DELIVERING AIR AT 1350 RPM.
 - SILENT CONSISTENT OPERATION.
 - AERODYNAMICALLY DESIGNED AND WELL BALANCED 4 LEAF BLADES.
 - STRONG MOTOR DESIGNED TO RESIST BURNOUTS EVEN IN THE MOST HUMID CONDITIONS.
 - IDEAL FOR KITCHENS/BATHROOMS.
 - DOUBLE BALL BEARING FOR LONG LIFE.
 - FINGER PROOF GUARD RING.



COLOURS AVAILABLE
Black Gray

TECHNICAL SPECIFICATION

SWEEP (MM)	POWER INPUT (WATTS)	SPEED (RPM)	AIR DELIVERY (CMH)
380	150	1400	3250
450	350	1400	6120
600	550	950	9400




*Also available in IP65 rating for industries like Ceramic, Spice, Cement etc.

IMMERSION WATER HEATERS

- FEATURES**
- SHOCK PROOF DESIGN WITH SPECIAL EPOXY FILLED CONSTRUCTION.
 - PROVISION FOR EARTHING.
 - THREE CORE SUPPLY CORD WITH MOULDED THREE PIN PLUG.
 - HEAVY DUTY COPPER TUBE WITH MAGNESIUM OXIDE POWDER FILLED & HIGH GRADE NICHROME WIRE FOR DURABILITY & UTMOST RELIABILITY.

TECHNICAL SPECIFICATIONS

VOLTAGE	230-240V. AC. 50 Hz
WATTAGE	1000 / 1500 / 2000 W



LIO

- FEATURES**
- AUTOMATIC ELECTRIC IRON.
 - DOUBLE COATED NON STICK SOLE PLATE.
 - UNIFORM HEATING WITH PRESSURE DIE CAST SOLE PLATE.
 - RELIABLE SNAP ACTION THERMOSTAT .
 - VARIABLE TEMPERATURE CONTROL .
 - COOL TOUCH HANDLE DESIGN.
 - 1000 WATTS.



INSTA

- FEATURES**
- AUTOMATIC ELECTRIC IRON.
 - DOUBLE COATED NON STICK SOLE PLATE.
 - UNIFORM HEATING WITH PRESSURE DIE CAST SOLE PLATE.
 - RELIABLE SNAP ACTION THERMOSTAT .
 - VARIABLE TEMPERATURE CONTROL .
 - COOL TOUCH HANDLE DESIGN.
 - 750 WATTS.



DASHER

- FEATURES**
- AUTOMATIC ELECTRIC IRON.
 - DOUBLE COATED NON STICK SOLE PLATE.
 - UNIFORM HEATING WITH PRESSURE DIE CAST SOLE PLATE.
 - RELIABLE SNAP ACTION THERMOSTAT .
 - VARIABLE TEMPERATURE CONTROL .
 - COOL TOUCH HANDLE DESIGN.
 - 1000 WATTS.

